



ERKADO

2022

Edition I/2022

NEW

STEEL DOORS CATALOGUE

EN



ERKADO

We have been manufacturing doors for nearly 50 years. During this time, we have undergone a transformation from a small carpenter's workshop, which manufactured wood products for the needs of local people, to the role of one of the market leaders among door manufacturers in Poland. In our 50,000 square-metre factory, we use machinery designed especially for us, based on the most modern technologies. Annual production is around 750 thousand door leaves, which find satisfied buyers in various parts of the world. Our products are known primarily for their high quality and attractive and universal design.

Every order is important to us - both small ones involving single door and those for large customers. We believe that this is the right way to become a better and better manufacturer.

This year we are starting production of doors made of steel. Preparations to launch the factory lasted several years. During that time, our own technology was perfected and a production line tailored to ERKADO's needs and ambitions was completed.

We have transformed our ideas and concepts into real products, which have been tested to check their necessary parameters and capabilities. We are convinced that the result of these actions are products that provide a sense of comfort and safety. We hope that you will feel the same when purchasing our doors.

CONTENT

DECORS	4
DOORS COLLECTION	5
TYPES OF FINISHES	10
TYPES OF DOOR CONSTRUCTION	11
THERMO HOT 88]	12
THERMO HOT 78]	14
THERMO 78]	16
THERMO 64]	18
DOOR MODELS:	
HORN	20
LANGEN	21
TREBUR	22
WELS	23
LEIMEN	24
AMBERG	25
LINDEN	26
MURTER	27
KREBEN	28
EBERN	29
WIENER	30
SION	31
SINGEN	32
SELTERS	33
SAMEDAN	34
RODING	35
FRYBURG	36
MELK	37
LUCERNA	38
LEOBEN	39
BIENE	40
LUTTER	41
KELLA	42
SOLID	43
FANLIGHTS	44
TECHNICAL INFORMATION:	
THERMAL INSULATION	46
DOOR FRAMES	47
DOOR DIMENSIONS	48
OPENING METHODS	50
ACCESSORIES	51

DECORS

Our doors are covered with steel sheet with PVC laminate. Choose a colour that will make your door stand out.


PVC LAMINATE

It is a product specially developed for outdoor use. PVC laminate is characterised by high resistance to changeable weather conditions, UV radiation and mechanical damage. The texture is adapted to the decorative motif and creates a product of high aesthetic value.



5-year LAMINATE GUARANTEE



FRAMES



GLAZING



DOORS COLLECTION

LINDEN SERIES

p. 26



LINDEN 1

LINDEN 2

LINDEN 3

LINDEN 4

LINDEN 5

LINDEN 6

REGISTERED DESIGN
ERKADO
No 008724926-0002
No 008724926-0003
No 008724926-0004

MURTER SERIES

p. 27



MURTER 1

MURTER 2

MURTER 3

MURTER 4


MURTER 5

MURTER 6

REGISTERED DESIGN
ERKADO
No 008724926-0005
No 008724926-0006
No 008724926-0007

TREBUR SERIES

p. 22



TREBUR 1

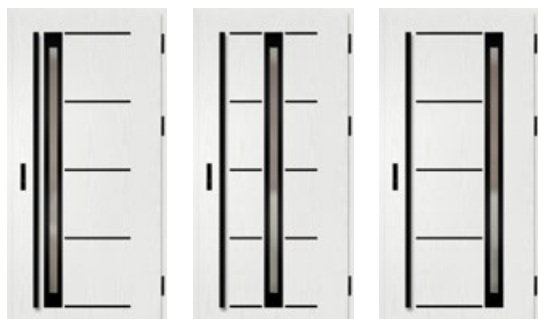
TREBUR 2

TREBUR 3

TREBUR 4

TREBUR 5

TREBUR 6



TREBUR 7

TREBUR 8

TREBUR 9

DOORS COLLECTION

WELS SERIES

p. 23



WELS 1

WELS 2

WELS 3

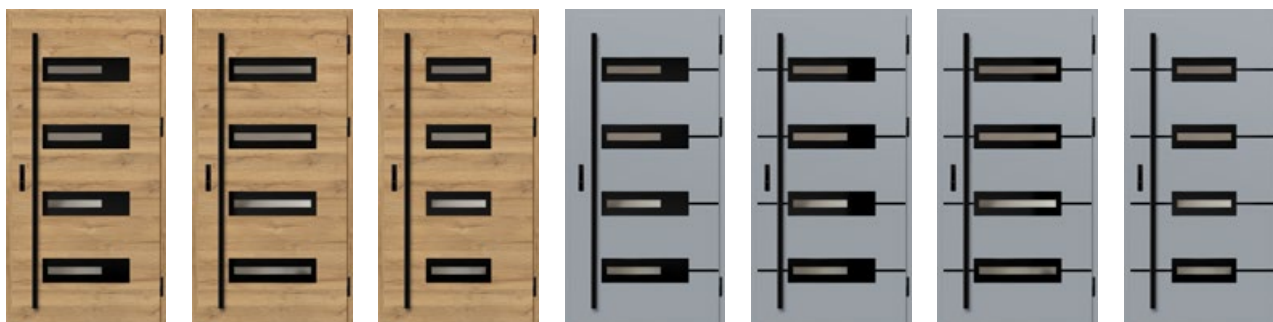
WELS 4

WELS 5

WELS 6

KREBEN SERIES

p. 28



KREBEN 1

KREBEN 2

KREBEN 3

KREBEN 4

KREBEN 5

KREBEN 6

KREBEN 7

AMBERG SERIES

p. 25



AMBERG 1

AMBERG 2

AMBERG 3

AMBERG 4

REGISTERED DESIGN
ERKADO
No 008724926-0001

WIENER SERIES

p. 30



WIENER 1

WIENER 2

SION SERIES

p. 31



SION 1

SION 2

SINGEN SERIES

p. 32



SINGEN 1


SINGEN 2

SINGEN 3

SINGEN 4

SELTERS SERIES

p. 33



SELTERS 1

SELTERS 2


SELTERS 3

SELTERS 4

REGISTERED DESIGN
ERKADO
No 008724926-0008
No 008724926-0009
No 008724926-0010

SAMEDAN SERIES

p. 34



SAMEDAN 1

SAMEDAN 2

SAMEDAN 3

SAMEDAN 4

SAMEDAN 5

RODING SERIES

p. 35



RODING 1

RODING 2

RODING 3

DOORS COLLECTION

FRYBURG SERIES

p. 36



FRYBURG 1

FRYBURG 2

FRYBURG 3

MELK SERIES

p. 37



MELK 1

MELK 2

LEOBEN SERIES

p. 39



LEOBEN 1

LEOBEN 2

LEOBEN 3

LEOBEN 4

LEIMEN SERIES

p. 24



LEIMEN 1

LEIMEN 2

LEIMEN 3

LUCERNA SERIES

p. 38



LUCERNA 1

LUCERNA 2

LANGEN SERIES

p. 21



LANGEN 1

LANGEN 2


LANGEN 3

LANGEN 4

LANGEN 5

HORN SERIES

p. 20




HORN 1

HORN 2

HORN 3

EBERN SERIES

p. 29



EBERN 1

EBERN 2

BIENE SERIES

p. 40



BIENE 1

BIENE 2

BIENE 3

BIENE 4

LUTTER SERIES

p. 41



LUTTER 1

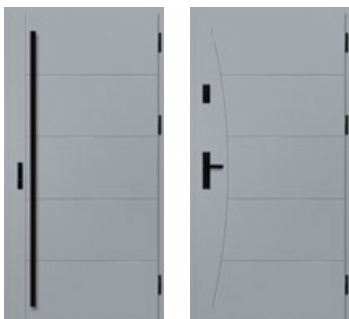
LUTTER 2

LUTTER 3

LUTTER 4

KELLA SERIES

p. 42




KELLA 1

KELLA 2

SOLID SERIES

p. 43



SOLID

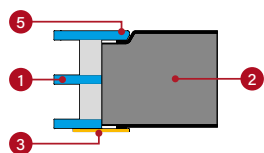
TYPES OF FINISHES

FINISHING PLAIN

Decorative package flush with the leaf surface.




Panel flush with the leaf surface made of black tempered glass



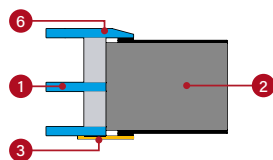
- 1 glazing package
- 2 door leaf
- 3 decorative panel made of stainless steel or aluminium, painted black applied to the surface of the leaf
- 4 decorative panel made of stainless steel or aluminium in INOX finish applied on the surface of the leaf
- 5 glass flush with the surface of the leaf
- 6 glass with a characteristic bevel applied to the surface of the leaf

FINISHING LABEL

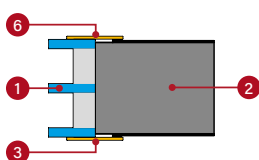
Decorative panel placed on the surface of the leaf creating a delicate 3D effect.



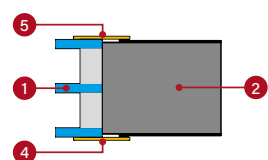
5 mm thick panel made of black tempered glass with a characteristic bevel.



2 mm thick panel painted black.




2 mm thick panel in INOX finish.




FINISHING STAMP

Aesthetic embossing in the leaf sheathing creating a clear pattern.



Double-sided embossing 10 mm wide 2 mm deep.



Double-sided embossing 25 mm wide 2mm deep.



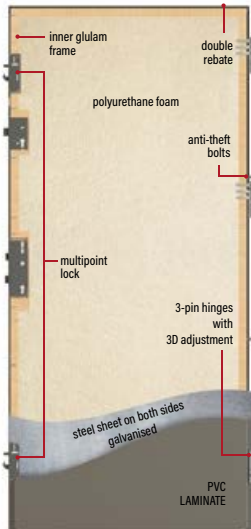
Double-sided embossing 25 mm wide with stainless steel inlay in inox or black painted finish.

The inlay can be mounted on one or both sides. It is placed in the embossing and is flush with the leaf.



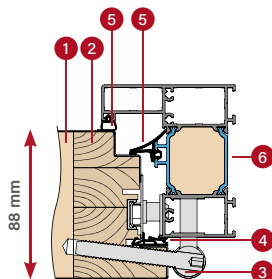
TYPES OF CONSTRUCTION

88 THERMO HOT 88



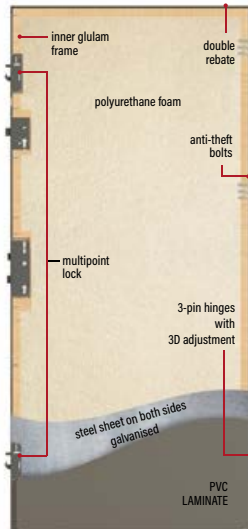
THERMAL INSULATION
 $U_d=0,60$
 $U_d=0,60 \text{ W}/(\text{m}^2\text{K})$

LEAF THICKNESS
 88 mm



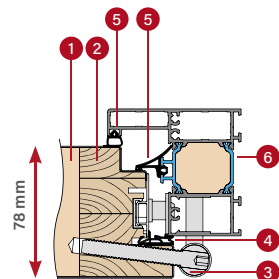
ALUMINIUM DOOR FRAME

78 THERMO HOT 78



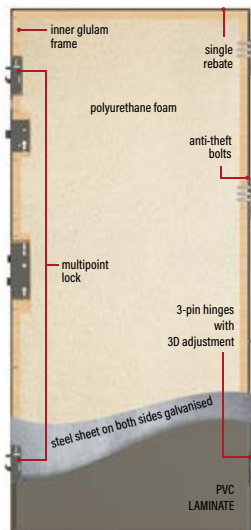
THERMAL INSULATION
 $U_d=0,63$
 $U_d=0,63 \text{ W}/(\text{m}^2\text{K})$

LEAF THICKNESS
 78 mm



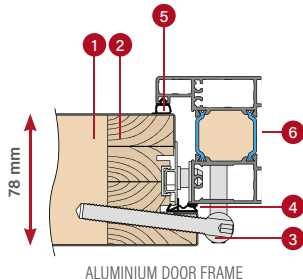
ALUMINIUM DOOR FRAME

78 THERMO 78

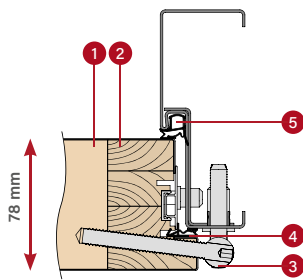


THERMAL INSULATION
 $U_d=0,64$
 $U_d=0,64 \text{ W}/(\text{m}^2\text{K})$

LEAF THICKNESS
 78 mm

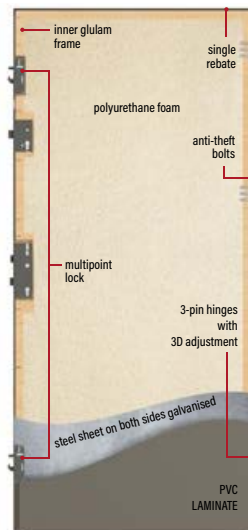


ALUMINIUM DOOR FRAME



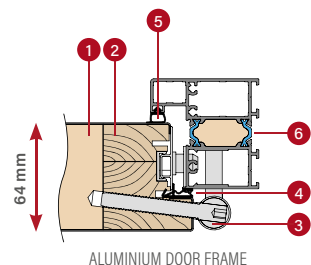
STEEL DOOR FRAME

64 THERMO 64

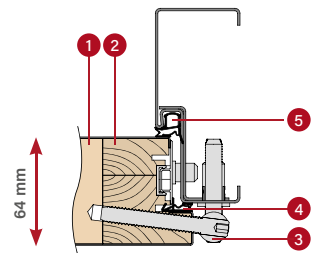


THERMAL INSULATION
 $U_d=0,77$
 $U_d=0,77 \text{ W}/(\text{m}^2\text{K})$

LEAF THICKNESS
 64 mm



ALUMINIUM DOOR FRAME



STEEL DOOR FRAME

- 1 foam filling
- 2 inner glulam frame
- 3 a hinge
- 4 door leaf gasket
- 5 door frame gasket
- 6 thermally insulated aluminium frame partition


* Applies to doors without glazing of reference size 1230 x 2180 mm with an aluminium frame (see page 46 for details).

DOORS THERMO HOT 88



thermal insulation
 $U_d=0,60 \text{ W} / (\text{m}^2\text{K})^*)$


STANDARD EQUIPMENT AND EXTRA CHARGES




three-pin hinges with 3D adjustment; hinge covers in black, silver or old gold



aluminium door frame



drop-down gasket



4 anti-theft bolts



warm aluminium threshold and fourth rebate in the bottom part of a leaf

S

full striker plate strip with pressure adjustment

S

multipoint latch bar

D

multipoint latch bar with upper lock

LINDEN 2, natural oak, LABEL BLACK

S standard in the door price **D** optional at extra cost

* Applies to doors without glazing of reference size 1230 x 2180 mm with an aluminium frame.



cross-section of THERMO HOT 88 door leaf with and without a drop-down gasket, an aluminium threshold








CONSTRUCTION:

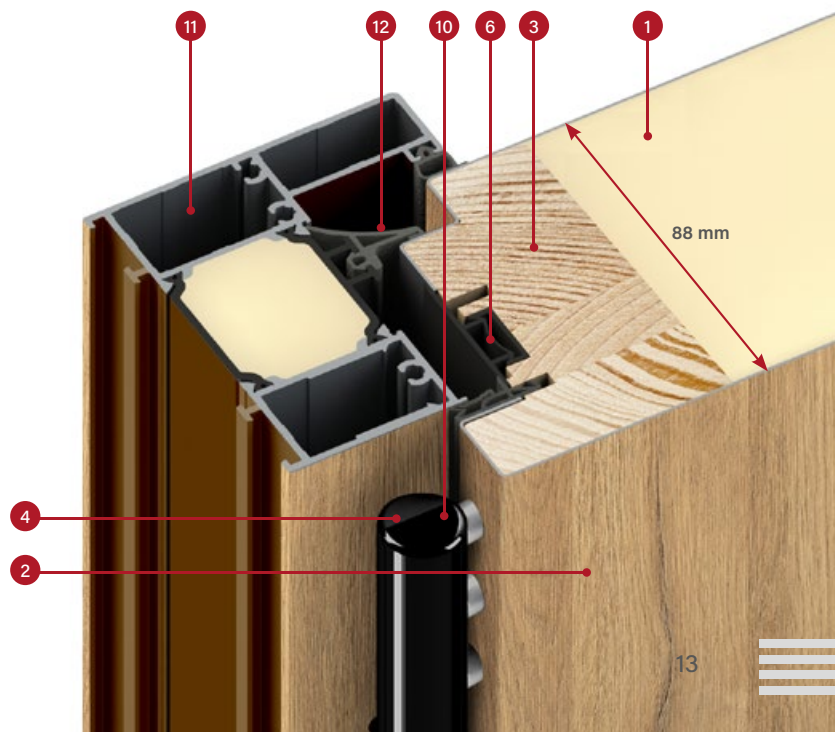
- 1 door leaf filled with polyurethane foam (PUR)
- 2 door leaf sheathing made of galvanised steel sheet 0.6 mm thick coated with PVC laminate resistant to UV rays
- 3 inner glulam frame (pine wood)
- 4 three-pin hinge with 3D adjustment
- 6 thermo-insulated strip, provides an aesthetically pleasing finish and guarantees high thermal insulation
- 7 warm aluminium threshold
- 8 drop-down gasket (available as an option at extra cost) provides additional sealing of a door in a threshold area
- 9 threshold rebate (so-called fourth rebate) significantly improves tightness of the door on the whole circumference of the leaf
- 10 aluminium covers for the hinges in black, silver or old gold (standard)
- 11 aluminium door frame with thermal break providing much better thermal insulation
- 12 central gasket of a door frame

STANDARD EQUIPMENT:

1. A door leaf with four rebates, with inner glulam frame, filled with PUR foam equipped with:
 - 3 hinges with 3D adjustment and covers
 - 4 anti-theft bolts
 - multipoint latch bar with 3-point locking mechanism
 - thermal insulating strips.
2. An aluminium door frame painted and laminated in a colour of a door leaf, equipped with a warm aluminium threshold and a full striker plate strip with pressure adjustment.
3. Glazing packets with tempered safety glass from the outside. Black frame is used as standard in glazing packages frame.

-  door leaf thickness 88 mm
-  standard WT21
-  energy-efficient
-  european standard CE conformity
-  ideal for a passive house

cross-section of an aluminium door frame for THERMO HOT 88 door leaf



DOORS THERMO HOT 78



thermal insulation
 $U_d=0,63 \text{ W} / (\text{m}^2\text{K})$

STANDARD EQUIPMENT AND EXTRA CHARGES



S

full striker plate strip with pressure adjustment

S

multipoint latch bar

D

multipoint latch bar with upper lock

HORN 1, anthracite oak, PLAIN GLASS

S

standard in the door price

D

optional at extra cost



three-pin hinges with 3D adjustment; hinge covers in black, silver or old gold



aluminium door frame



drop-down gasket



4 anti-theft bolts




warm aluminium threshold and fourth rebate in the bottom part of a leaf

* Applies to doors without glazing of reference size 1230 x 2180 mm with an aluminium frame.



cross-section of THERMO HOT 78 door leaf with and without a drop-down gasket, an aluminium threshold








CONSTRUCTION:

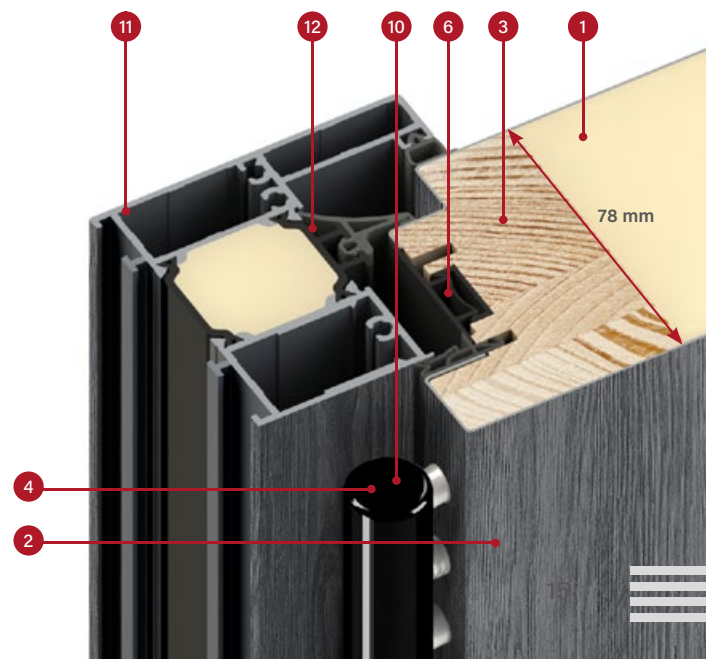
- 1 door leaf filled with polyurethane foam (PUR)
- 2 door leaf sheathing made of galvanised steel sheet 0.6 mm thick coated with PVC laminate resistant to UV rays
- 3 inner glulam frame (pine wood)
- 4 three-pin hinge with 3D adjustment
- 6 thermo-insulated strip, provides an aesthetically pleasing finish and guarantees high thermal insulation
- 7 warm aluminium threshold
- 8 drop-down gasket (available as an option at extra cost) provides additional sealing of a door in a threshold area
- 9 threshold rebate (so-called fourth rebate) significantly improves tightness of the door on the whole circumference of the leaf
- 10 aluminium covers for the hinges in black, silver or old gold (standard)
- 11 aluminium door frame with thermal break providing much better thermal insulation
- 12 central gasket of a door frame

STANDARD EQUIPMENT:

1. A door leaf with four rebates, with inner glulam frame, filled with PUR foam equipped with:
 - 3 hinges with 3D adjustment and covers
 - 4 anti-theft bolts
 - multipoint latch bar with 3-point locking mechanism
 - thermal insulating strips.
2. An aluminium door frame painted and laminated in a colour of a door leaf, equipped with a warm aluminium threshold and a full striker plate strip with pressure adjustment.
3. Glazing packets with tempered safety glass from the outside. Black frame is used as standard in glazing packages frame.

-  door leaf thickness 78 mm
-  standard WT21
-  energy-efficient
-  european standard CE conformity
-  ideal for a passive house

cross-section of an aluminium door frame for THERMO HOT 78 door leaf




DOORS THERMO 78



thermal insulation
 $U_d=0,64 \text{ W} / (\text{m}^2\text{K})^*)$

STANDARD EQUIPMENT AND EXTRA CHARGES



D
 full striker plate strip with pressure adjustment

S
 multipoint latch bar without upper lock

D
 multipoint latch bar with upper lock

SION 1, winchester, LABEL DIAMOND GLASS

S standard in the door price **D** optional at extra cost



S
 three-pin hinges with 3D adjustment; hinge covers in black, silver or old gold




S
 steel door frame with adjustable hooks



D
 aluminium door frame



D
 drop-down gasket



S
 4 anti-theft bolts



S
 warm aluminium threshold and fourth rebate in the bottom part of a leaf

* Applies to doors without glazing of reference size 1230 x 2180 mm with an aluminium frame.



cross-section of THERMO 78 door leaf with and without a drop-down gasket, an aluminium threshold



CONSTRUCTION:

- 1 door leaf filled with polyurethane foam (PUR)
- 2 door leaf sheathing made of galvanised steel sheet 0.6 mm thick coated with PVC laminate resistant to UV rays
- 3 inner glulam frame (pine wood)
- 4 three-pin hinge with 3D adjustment
- 6 thermo-insulated strip, provides an aesthetically pleasing finish and guarantees high thermal insulation
- 7 warm aluminium threshold
- 8 drop-down gasket (available as an option at extra cost) provides additional sealing of a door in a threshold area
- 9 threshold rebate (so-called fourth rebate) significantly improves tightness of the door on the whole circumference of the leaf
- 10 aluminium covers for the hinges in black, silver or old gold (standard)
- 11 aluminium door frame (optional at extra cost) with thermal break ensuring significantly better thermal insulation (compared to a steel door frame)
- 12 steel door frame made of galvanised steel sheet 1,5 mm in the colour of the door or any other colour from the colour palette

STANDARD EQUIPMENT:

1. A door leaf with four rebates, with inner glulam frame, filled with PUR foam equipped with:
 - 3 hinges with 3D adjustment and covers
 - 4 anti-theft bolts
 - multipoint latch bar with 3-point locking mechanism
 - thermal insulating strips.
2. Steel door frame, galvanised and laminated in the same colour as the door leaf, equipped with a warm aluminium threshold.
3. Glazing packets with tempered safety glass from the outside. Black frame is used as standard in glazing packages frame.



door leaf thickness 78 mm



standard WT21



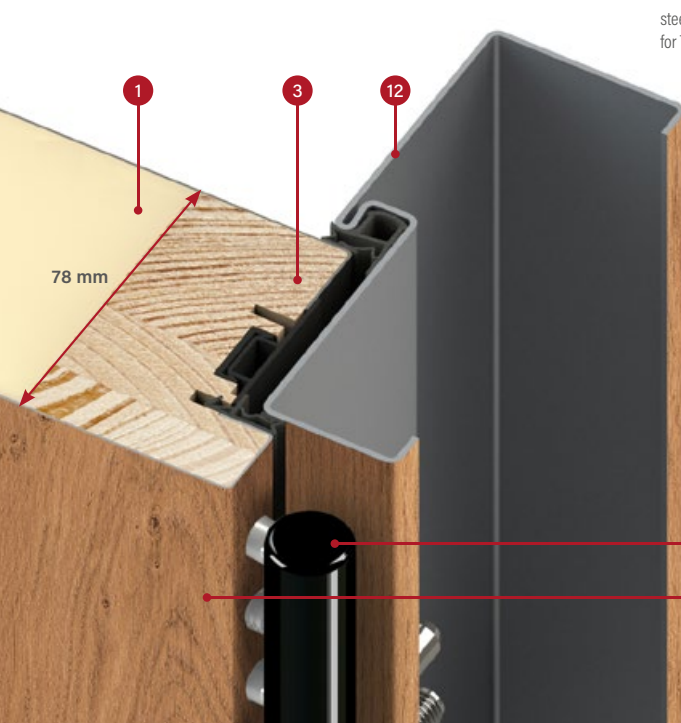
energy-efficient



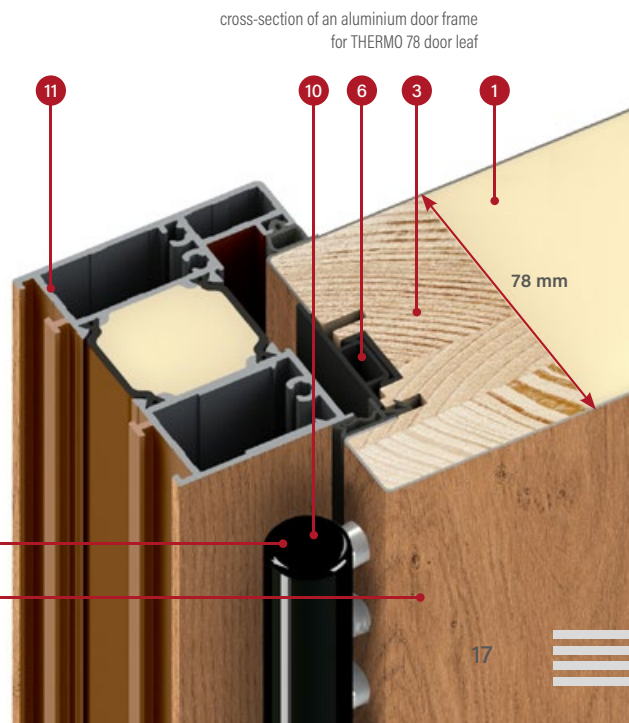
European standard CE conformity



ideal for passive houses (with aluminium door frame)



steel door frame cross-section for THERMO 78 door leaf



cross-section of an aluminium door frame for THERMO 78 door leaf

DOORS THERMO 64



thermal insulation
 $U_d=0,77 \text{ W}/(\text{m}^2\text{K})^*$

STANDARD EQUIPMENT AND EXTRA CHARGES



D

full striker plate strip with pressure adjustment

S

multipoint latch bar without upper lock

D

multipoint latch bar with upper lock

SINGEN 1, anthracite plain, LABEL INOX

S standard in the door price **D** optional at extra cost



three-pin hinges with 3D adjustment; hinge covers in black, silver or old gold



steel door frame with adjustable hooks



aluminium door frame



drop-down gasket



4 anti-theft bolts




warm aluminium threshold and fourth rebate in the bottom part of a leaf

* Applies to doors without glazing of reference size 1230 x 2180 mm with an aluminium frame.



cross-section of THERMO 64 door leaf with and without a drop-down gasket, an aluminium threshold



CONSTRUCTION:

- 1 door leaf filled with polyurethane foam (PUR)
- 2 door leaf sheathing made of galvanised steel sheet 0.6 mm thick coated with PVC laminate resistant to UV rays
- 3 inner glulam frame (pine wood)
- 4 three-pin hinge with 3D adjustment
- 6 thermo-insulated strip, provides an aesthetically pleasing finish and guarantees high thermal insulation
- 7 warm aluminium threshold
- 8 drop-down gasket (available as an option at extra cost) provides additional sealing of a door in a threshold area
- 9 threshold rebate (so-called fourth rebate) significantly improves tightness of the door on the whole circumference of the leaf
- 10 aluminium covers for the hinges in black, silver or old gold (standard)
- 11 aluminium door frame (optional at extra cost) with thermal break ensuring significantly better thermal insulation (compared to a steel door frame)
- 12 steel door frame made of galvanised steel sheet 1,5 mm in the colour of the door or any other colour from the colour palette

STANDARD EQUIPMENT:

1. A door leaf with four rebates, with inner glulam frame, filled with PUR foam equipped with:
 - 3 hinges with 3D adjustment and covers
 - 4 anti-theft bolts
 - multipoint latch bar with 3-point locking mechanism
 - thermal insulating strips.
2. Steel door frame, galvanised and laminated in the same colour as the door leaf, equipped with a warm aluminium threshold.
3. Glazing packets with tempered safety glass from the outside. Black frame is used as standard in glazing packages frame.



door leaf thickness 64 mm



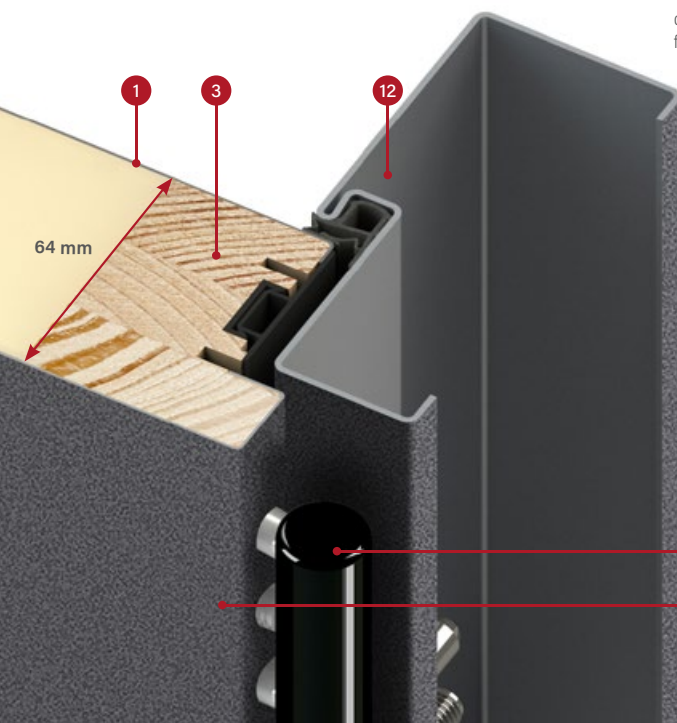
standard WT21



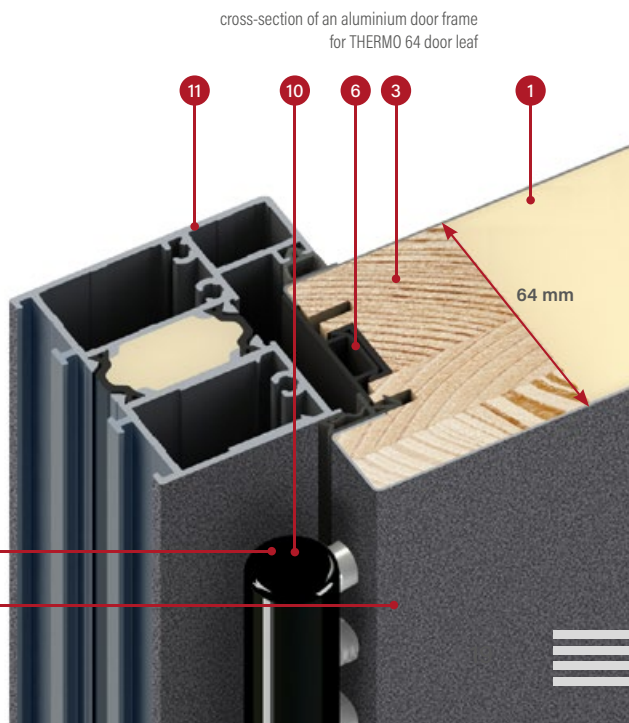
energy-efficient



european standard CE conformity



cross-section of a steel door frame for THERMO 64 door leaf



cross-section of an aluminium door frame for THERMO 64 door leaf

4

2

HORN

TYPES OF CONSTRUCTION

THERMO HOT ALUMINIUM DOOR FRAME	88
THERMO HOT ALUMINIUM DOOR FRAME	78
THERMO STEEL DOOR FRAME	78
THERMO STEEL DOOR FRAME	64

FINISHING OPTIONS



AVAILABLE DOOR WIDTHS

◀ 80N ▶ ◀ 80 ▶ ◀ 90N ▶ ◀ 90 ▶ ◀ 100¹⁾ ▶ ◀ TO THE SIZE ▶

Doors of any width and height are also available. Details on page 48.

ADDITIONAL CHARGES

aluminium door frame (only THERMO 78 and THERMO 64)

100 cm wide door leaf

non-standard width in the range 770-1210 mm in 10 mm steps
(dimension Sc on page 48)

higher doors up to 2480 mm in 10 mm steps (dimension Hc on page 48)

shortening of the door to 1800 mm height in 10 mm steps
(dimension Hc on page 48)

glazing package in RC2 class

venetian mirror

a detailed list of accessories for a surcharge is available on page 51



HORN 1, raw oak, PLAIN GLASS
doors opening inwards



HORN 1



HORN 2



HORN 3

¹⁾ for an additional charge

LANGEN

TYPES OF CONSTRUCTION

THERMO HOT ALUMINIUM DOOR FRAME	88
THERMO HOT ALUMINIUM DOOR FRAME	78
THERMO STEEL DOOR FRAME	78
THERMO STEEL DOOR FRAME	64

FINISHING OPTIONS



AVAILABLE DOOR WIDTHS



Doors of any width and height are also available. Details on page 48.

ADDITIONAL CHARGES

aluminium door frame (only THERMO 78 and THERMO 64)

100 cm wide door leaf

non-standard width in the range 770-1210 mm in 10 mm steps
(dimension Sc on page 48)

higher doors up to 2480 mm in 10 mm steps (dimension Hc on page 48)

shortening of the door to 1800 mm height in 10 mm steps
(dimension Hc on page 48)

glazing package in RC2 class

venetian mirror

a detailed list of accessories for a surcharge is available on page 51



LANGEN 1, mountain pine, LABEL BLACK



LANGEN 1



LANGEN 2



LANGEN 3



LANGEN 4



LANGEN 5

¹⁾ for an additional charge

TREBUR

TYPES OF CONSTRUCTION

THERMO HOT ALUMINIUM DOOR FRAME	88
THERMO HOT ALUMINIUM DOOR FRAME	78
THERMO STEEL DOOR FRAME	78
THERMO STEEL DOOR FRAME	64

FINISHING OPTIONS



AVAILABLE DOOR WIDTHS



Doors of any width and height are also available. Details on page 48.

ADDITIONAL CHARGES

aluminium door frame (only THERMO 78 and THERMO 64)

100 cm wide door leaf

non-standard width in the range 770-1210 mm in 10 mm steps
(dimension Sc on page 48)

higher doors up to 2480 mm in 10 mm steps (dimension Hc on page 48)

shortening of the door to 1800 mm height in 10 mm steps
(dimension Hc on page 48)

glazing package in RC2 class

venetian mirror

a detailed list of accessories for a surcharge is available on page 51



TREBUR 1, anthracite plain, LABEL BLACK



TREBUR 1

TREBUR 2

TREBUR 3

TREBUR 4

TREBUR 5

TREBUR 6

TREBUR 7

TREBUR 8

TREBUR 9

WELS

TYPES OF CONSTRUCTION

THERMO HOT ALUMINIUM DOOR FRAME	88
THERMO HOT ALUMINIUM DOOR FRAME	78
THERMO STEEL DOOR FRAME	78
THERMO STEEL DOOR FRAME	64

FINISHING OPTIONS



AVAILABLE DOOR WIDTHS



Doors of any width and height are also available. Details on page 48.

ADDITIONAL CHARGES

aluminium door frame (only THERMO 78 and THERMO 64)

100 cm wide door leaf

non-standard width in the range 770-1210 mm in 10 mm steps
(dimension Sc on page 48)

higher doors up to 2480 mm in 10 mm steps (dimension Hc on page 48)

shortening of the door to 1800 mm height in 10 mm steps
(dimension Hc on page 48)

glazing package in RC2 class

venetian mirror

a detailed list of accessories for a surcharge is available on page 51



WELS 1, white pine, LABEL BLACK



¹⁾ for an additional charge

TYPES OF CONSTRUCTION

THERMO HOT ALUMINIUM DOOR FRAME	88
THERMO HOT ALUMINIUM DOOR FRAME	78
THERMO STEEL DOOR FRAME	78
THERMO STEEL DOOR FRAME	64

FINISHING OPTIONS



AVAILABLE DOOR WIDTHS



Doors of any width and height are also available. Details on page 48.

ADDITIONAL CHARGES

- aluminium door frame (only THERMO 78 and THERMO 64)
- 100 cm wide door leaf
- non-standard width in the range 770-1210 mm in 10 mm steps (dimension Sc on page 48)
- higher doors up to 2480 mm in 10 mm steps (dimension Hc on page 48)
- shortening of the door to 1800 mm height in 10 mm steps (dimension Hc on page 48)
- glazing package in RC2 class
- venetian mirror
- a detailed list of accessories for a surcharge is available on page 51



LEIMEN 1, anthracite structure, LABEL BLACK



LEIMEN 1



LEIMEN 2



LEIMEN 3

¹⁾ for an additional charge

AMBERG

TYPES OF CONSTRUCTION

THERMO HOT ALUMINIUM DOOR FRAME	88
THERMO HOT ALUMINIUM DOOR FRAME	78
THERMO STEEL DOOR FRAME	78
THERMO STEEL DOOR FRAME	64

FINISHING OPTIONS



AVAILABLE DOOR WIDTHS



Doors of any width and height are also available. Details on page 48.

ADDITIONAL CHARGES

aluminium door frame (only THERMO 78 and THERMO 64)

100 cm wide door leaf

non-standard width in the range 770-1210 mm in 10 mm steps
(dimension Sc on page 48)

higher doors up to 2480 mm in 10 mm steps (dimension Hc on page 48)

shortening of the door to 1800 mm height in 10 mm steps
(dimension Hc on page 48)

glazing package in RC2 class

venetian mirror

a detailed list of accessories for a surcharge is available on page 51



AMBERG 1, natural oak horizontal, LABEL BLACK



AMBERG 1

AMBERG 2

AMBERG 3

AMBERG 4

¹) for an additional charge

LINDEN

TYPES OF CONSTRUCTION

THERMO HOT ALUMINIUM DOOR FRAME	88
THERMO HOT ALUMINIUM DOOR FRAME	78
THERMO STEEL DOOR FRAME	78
THERMO STEEL DOOR FRAME	64

FINISHING OPTIONS



AVAILABLE DOOR WIDTHS



Doors of any width and height are also available. Details on page 48.

ADDITIONAL CHARGES

- aluminium door frame (only THERMO 78 and THERMO 64)
 - 100 cm wide door leaf
 - non-standard width in the range 770-1210 mm in 10 mm steps (dimension Sc on page 48)
 - higher doors up to 2480 mm in 10 mm steps (dimension Hc on page 48)
 - shortening of the door to 1800 mm height in 10 mm steps (dimension Hc on page 48)
 - glazing package in RC2 class
 - venetian mirror
- a detailed list of accessories for a surcharge is available on page 51



LINDEN 1, anthracite plain, LABEL BLACK
doors opening inwards



LINDEN 1

LINDEN 2

LINDEN 3

LINDEN 4

LINDEN 5

LINDEN 6

¹⁾ for an additional charge

MURTER

TYPES OF CONSTRUCTION

THERMO HOT ALUMINIUM DOOR FRAME	88
THERMO HOT ALUMINIUM DOOR FRAME	78
THERMO STEEL DOOR FRAME	78
THERMO STEEL DOOR FRAME	64

FINISHING OPTIONS



AVAILABLE DOOR WIDTHS



Doors of any width and height are also available. Details on page 48.

ADDITIONAL CHARGES

- aluminium door frame (only THERMO 78 and THERMO 64)
 - 100 cm wide door leaf
 - non-standard width in the range 770-1210 mm in 10 mm steps (dimension Sc on page 48)
 - higher doors up to 2480 mm in 10 mm steps (dimension Hc on page 48)
 - shortening of the door to 1800 mm height in 10 mm steps (dimension Hc on page 48)
 - glazing package in RC2 class
 - venetian mirror
- a detailed list of accessories for a surcharge is available on page 51



MURTER 1, medium brown oak, LABEL BLACK doors opening inwards



MURTER 1

MURTER 2

MURTER 3

MURTER 4

MURTER 5

MURTER 6

¹) for an additional charge

KREBEN

TYPES OF CONSTRUCTION

THERMO HOT ALUMINIUM DOOR FRAME	88
THERMO HOT ALUMINIUM DOOR FRAME	78
THERMO STEEL DOOR FRAME	78
THERMO STEEL DOOR FRAME	64

FINISHING OPTIONS



AVAILABLE DOOR WIDTHS



Doors of any width and height are also available. Details on page 48.

ADDITIONAL CHARGES

aluminium door frame (only THERMO 78 and THERMO 64)

100 cm wide door leaf

non-standard width in the range 770-1210 mm in 10 mm steps
(dimension Sc on page 48)

higher doors up to 2480 mm in 10 mm steps (dimension Hc on page 48)

shortening of the door to 1800 mm height in 10 mm steps
(dimension Hc on page 48)

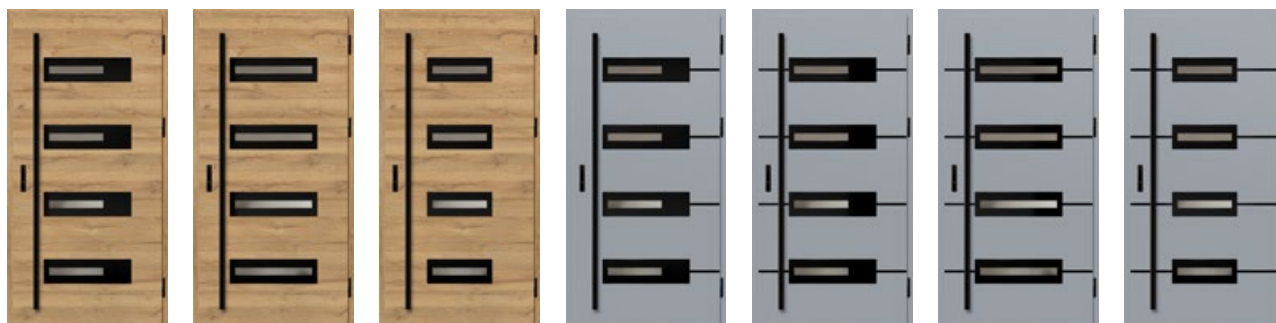
glazing package in RC2 class

venetian mirror

a detailed list of accessories for a surcharge is available on page 51



KREBEN 1, natural oak horizontal, LABEL BLACK



KREBEN 1

KREBEN 2

KREBEN 3

KREBEN 4

KREBEN 5

KREBEN 6

KREBEN 7

EBERN

TYPES OF CONSTRUCTION

THERMO HOT ALUMINIUM DOOR FRAME	88
THERMO HOT ALUMINIUM DOOR FRAME	78
THERMO STEEL DOOR FRAME	78
THERMO STEEL DOOR FRAME	64

FINISHING OPTIONS

LABEL BLACK	LABEL INOX
----------------	---------------

AVAILABLE DOOR WIDTHS

<80N>	<80>	<90N>	<90>	<100 ¹⁾ >	<TO THE SIZE>
-------	------	-------	------	----------------------	---------------

Doors of any width and height are also available. Details on page 48.

ADDITIONAL CHARGES

aluminium door frame (only THERMO 78 and THERMO 64)

100 cm wide door leaf

non-standard width in the range 770-1210 mm in 10 mm steps
(dimension Sc on page 48)

higher doors up to 2480 mm in 10 mm steps (dimension Hc on page 48)

shortening of the door to 1800 mm height in 10 mm steps
(dimension Hc on page 48)

glazing package in RC2 class

venetian mirror

a detailed list of accessories for a surcharge is available on page 51



EBERN 1, white pine, LABEL BLACK



EBERN 1



EBERN 2

¹⁾ for an additional charge

TYPES OF CONSTRUCTION

THERMO HOT ALUMINIUM DOOR FRAME	88
THERMO HOT ALUMINIUM DOOR FRAME	78
THERMO STEEL DOOR FRAME	78
THERMO STEEL DOOR FRAME	64

FINISHING OPTIONS



AVAILABLE DOOR WIDTHS

◀ 80N ▶ ◀ 80 ▶ ◀ 90N ▶ ◀ 90 ▶ ◀ 100¹⁾ ▶ ◀ TO THE SIZE ▶

Doors of any width and height are also available. Details on page 48.

ADDITIONAL CHARGES

aluminium door frame (only THERMO 78 and THERMO 64)

100 cm wide door leaf

non-standard width in the range 770-1210 mm in 10 mm steps
(dimension Sc on page 48)

higher doors up to 2480 mm in 10 mm steps (dimension Hc on page 48)

shortening of the door to 1800 mm height in 10 mm steps
(dimension Hc on page 48)

glazing package in RC2 class

venetian mirror

a detailed list of accessories for a surcharge is available on page 51



WIENER 1, white pine, LABEL DIAMOND GLASS



WIENER 1



WIENER 2

¹⁾ for an additional charge

SION

TYPES OF CONSTRUCTION

THERMO HOT ALUMINIUM DOOR FRAME	88
THERMO HOT ALUMINIUM DOOR FRAME	78
THERMO STEEL DOOR FRAME	78
THERMO STEEL DOOR FRAME	64

FINISHING OPTIONS



AVAILABLE DOOR WIDTHS

◀ 80N ▶ ◀ 80 ▶ ◀ 90N ▶ ◀ 90 ▶ ◀ 100¹⁾ ▶ ◀ TO THE SIZE ▶

Doors of any width and height are also available. Details on page 48.

ADDITIONAL CHARGES

aluminium door frame (only THERMO 78 and THERMO 64)

100 cm wide door leaf

non-standard width in the range 770-1210 mm in 10 mm steps
(dimension Sc on page 48)

higher doors up to 2480 mm in 10 mm steps (dimension Hc on page 48)

shortening of the door to 1800 mm height in 10 mm steps
(dimension Hc on page 48)


glazing package in RC2 class

venetian mirror

a detailed list of accessories for a surcharge is available on page 51



SION 1, natural oak horizontal, LABEL DIAMOND GLASS



SION 1



SION 2

¹⁾ for an additional charge

SINGEN

TYPES OF CONSTRUCTION

THERMO HOT ALUMINIUM DOOR FRAME	88
THERMO HOT ALUMINIUM DOOR FRAME	78
THERMO STEEL DOOR FRAME	78
THERMO STEEL DOOR FRAME	64

FINISHING OPTIONS



AVAILABLE DOOR WIDTHS



Doors of any width and height are also available. Details on page 48.

ADDITIONAL CHARGES

- aluminium door frame (only THERMO 78 and THERMO 64)
 - 100 cm wide door leaf
 - non-standard width in the range 770-1210 mm in 10 mm steps (dimension Sc on page 48)
 - higher doors up to 2480 mm in 10 mm steps (dimension Hc on page 48)
 - shortening of the door to 1800 mm height in 10 mm steps (dimension Hc on page 48)
 - glazing package in RC2 class
 - venetian mirror
- a detailed list of accessories for a surcharge is available on page 51



SINGEN 1, anthracite structure, LABEL INOX



SINGEN 1



SINGEN 2



SINGEN 3



SINGEN 4

¹⁾ for an additional charge

SELTERS

TYPES OF CONSTRUCTION

THERMO HOT ALUMINIUM DOOR FRAME	88
THERMO HOT ALUMINIUM DOOR FRAME	78
THERMO STEEL DOOR FRAME	78
THERMO STEEL DOOR FRAME	64

FINISHING OPTIONS



AVAILABLE DOOR WIDTHS



Doors of any width and height are also available. Details on page 48.

ADDITIONAL CHARGES

aluminium door frame (only THERMO 78 and THERMO 64)

100 cm wide door leaf

non-standard width in the range 770-1210 mm in 10 mm steps
(dimension Sc on page 48)

higher doors up to 2480 mm in 10 mm steps (dimension Hc on page 48)

shortening of the door to 1800 mm height in 10 mm steps
(dimension Hc on page 48)

glazing package in RC2 class

venetian mirror

a detailed list of accessories for a surcharge is available on page 51



SELTERS 1, golden oak, LABEL BLACK



SELTERS 1



SELTERS 2



SELTERS 3



SELTERS 4

¹) for an additional charge

SAMEDAN

TYPES OF CONSTRUCTION

THERMO HOT ALUMINIUM DOOR FRAME	88
THERMO HOT ALUMINIUM DOOR FRAME	78
THERMO STEEL DOOR FRAME	78
THERMO STEEL DOOR FRAME	64

FINISHING OPTIONS



AVAILABLE DOOR WIDTHS



Doors of any width and height are also available. Details on page 48.

ADDITIONAL CHARGES

aluminium door frame (only THERMO 78 and THERMO 64)

100 cm wide door leaf

non-standard width in the range 770-1210 mm in 10 mm steps
(dimension Sc on page 48)

higher doors up to 2480 mm in 10 mm steps (dimension Hc on page 48)

shortening of the door to 1800 mm height in 10 mm steps
(dimension Hc on page 48)

glazing package in RC2 class

venetian mirror

a detailed list of accessories for a surcharge is available on page 51



SAMEDAN 1, white pine, LABEL BLACK



SAMEDAN 1



SAMEDAN 2



SAMEDAN 3



SAMEDAN 4



SAMEDAN 5

RODING

TYPES OF CONSTRUCTION

THERMO HOT ALUMINIUM DOOR FRAME	88
THERMO HOT ALUMINIUM DOOR FRAME	78
THERMO STEEL DOOR FRAME	78
THERMO STEEL DOOR FRAME	64

FINISHING OPTIONS



AVAILABLE DOOR WIDTHS



Doors of any width and height are also available. Details on page 48.

ADDITIONAL CHARGES

aluminium door frame (only THERMO 78 and THERMO 64)

100 cm wide door leaf

non-standard width in the range 770-1210 mm in 10 mm steps
(dimension Sc on page 48)

higher doors up to 2480 mm in 10 mm steps (dimension Hc on page 48)

shortening of the door to 1800 mm height in 10 mm steps
(dimension Hc on page 48)

glazing package in RC2 class

venetian mirror

a detailed list of accessories for a surcharge is available on page 51



RODING 1, winchester, LABEL BLACK



RODING 1



RODING 2



RODING 3

¹) for an additional charge

FRYBURG

TYPES OF CONSTRUCTION

THERMO HOT ALUMINIUM DOOR FRAME	88
THERMO HOT ALUMINIUM DOOR FRAME	78
THERMO STEEL DOOR FRAME	78
THERMO STEEL DOOR FRAME	64

FINISHING OPTIONS




AVAILABLE DOOR WIDTHS



Doors of any width and height are also available. Details on page 48.

ADDITIONAL CHARGES

- aluminium door frame (only THERMO 78 and THERMO 64)
 - 100 cm wide door leaf
 - non-standard width in the range 770-1210 mm in 10 mm steps (dimension Sc on page 48)
 - higher doors up to 2480 mm in 10 mm steps (dimension Hc on page 48)
 - shortening of the door to 1800 mm height in 10 mm steps (dimension Hc on page 48)
 - glazing package in RC2 class
 - venetian mirror
- a detailed list of accessories for a surcharge is available on page 51



FRYBURG 1, mountain pine, LABEL BLACK



FRYBURG 1



FRYBURG 2



FRYBURG 3

¹⁾ for an additional charge

MELK

TYPES OF CONSTRUCTION

THERMO HOT ALUMINIUM DOOR FRAME	88
THERMO HOT ALUMINIUM DOOR FRAME	78
THERMO STEEL DOOR FRAME	78
THERMO STEEL DOOR FRAME	64

FINISHING OPTIONS



AVAILABLE DOOR WIDTHS



Doors of any width and height are also available. Details on page 48.

ADDITIONAL CHARGES

aluminium door frame (only THERMO 78 and THERMO 64)

100 cm wide door leaf

non-standard width in the range 770-1210 mm in 10 mm steps
(dimension Sc on page 48)

higher doors up to 2480 mm in 10 mm steps (dimension Hc on page 48)

shortening of the door to 1800 mm height in 10 mm steps
(dimension Hc on page 48)

glazing package in RC2 class

venetian mirror

a detailed list of accessories for a surcharge is available on page 51



MELK 1, black, LABEL INOX



MELK 1



MELK 2

¹⁾ for an additional charge

LUCERNA

TYPES OF CONSTRUCTION

THERMO HOT ALUMINIUM DOOR FRAME	88
THERMO HOT ALUMINIUM DOOR FRAME	78
THERMO STEEL DOOR FRAME	78
THERMO STEEL DOOR FRAME	64

FINISHING OPTIONS



AVAILABLE DOOR WIDTHS



Doors of any width and height are also available. Details on page 48.

ADDITIONAL CHARGES

aluminium door frame (only THERMO 78 and THERMO 64)

100 cm wide door leaf

non-standard width in the range 770-1210 mm in 10 mm steps
(dimension Sc on page 48)

higher doors up to 2480 mm in 10 mm steps (dimension Hc on page 48)

shortening of the door to 1800 mm height in 10 mm steps
(dimension Hc on page 48)

glazing package in RC2 class

venetian mirror

a detailed list of accessories for a surcharge is available on page 51



LUCERNA 1, grey, LABEL BLACK



LUCERNA 1



LUCERNA 2

¹⁾ for an additional charge

LEOBEN

TYPES OF CONSTRUCTION

THERMO HOT ALUMINIUM DOOR FRAME	88
THERMO HOT ALUMINIUM DOOR FRAME	78
THERMO STEEL DOOR FRAME	78
THERMO STEEL DOOR FRAME	64

FINISHING OPTIONS



AVAILABLE DOOR WIDTHS



Doors of any width and height are also available. Details on page 48.

ADDITIONAL CHARGES

- aluminium door frame (only THERMO 78 and THERMO 64)
 - 100 cm wide door leaf
 - non-standard width in the range 770-1210 mm in 10 mm steps (dimension Sc on page 48)
 - higher doors up to 2480 mm in 10 mm steps (dimension Hc on page 48)
 - shortening of the door to 1800 mm height in 10 mm steps (dimension Hc on page 48)
 - glazing package in RC2 class
 - venetian mirror
- a detailed list of accessories for a surcharge is available on page 51



LEOBEN 1, natural oak horizontal, LABEL BLACK




LEOBEN 1



LEOBEN 2



LEOBEN 3



LEOBEN 4

¹) for an additional charge

BIENE

TYPES OF CONSTRUCTION

THERMO HOT ALUMINIUM DOOR FRAME	88
THERMO HOT ALUMINIUM DOOR FRAME	78
THERMO STEEL DOOR FRAME	78
THERMO STEEL DOOR FRAME	64

FINISHING OPTIONS

STAMP BLACK	STAMP INOX	LABEL BLACK	LABEL INOX
----------------	---------------	----------------	---------------

AVAILABLE DOOR WIDTHS

< 80N >	< 80 >	< 90N >	< 90 >	< 100 ¹⁾ >	< TO THE SIZE >
---------	--------	---------	--------	-----------------------	-----------------

Doors of any width and height are also available. Details on page 48.

ADDITIONAL CHARGES

aluminium door frame (only THERMO 78 and THERMO 64)

100 cm wide door leaf

non-standard width in the range 770-1210 mm in 10 mm steps
(dimension Sc on page 48)


higher doors up to 2480 mm in 10 mm steps (dimension Hc on page 48)

shortening of the door to 1800 mm height in 10 mm steps
(dimension Hc on page 48)

a detailed list of accessories for a surcharge is available on page 51



BIENE 1, natural oak horizontal, STAMP BLACK
embossing 10 mm from the edge of the leaf



BIENE 1



BIENE 2



BIENE 3



BIENE 4

¹⁾ for an additional charge

LUTTER

TYPES OF CONSTRUCTION

THERMO HOT ALUMINIUM DOOR FRAME	88
THERMO HOT ALUMINIUM DOOR FRAME	78
THERMO STEEL DOOR FRAME	78
THERMO STEEL DOOR FRAME	64

FINISHING OPTIONS



AVAILABLE DOOR WIDTHS

◀ 80N ▶ ◀ 80 ▶ ◀ 90N ▶ ◀ 90 ▶ ◀ 100¹⁾ ▶ ◀ TO THE SIZE ▶

Doors of any width and height are also available. Details on page 48.

ADDITIONAL CHARGES

aluminium door frame (only THERMO 78 and THERMO 64)

100 cm wide door leaf

non-standard width in the range 770-1210 mm in 10 mm steps
(dimension Sc on page 48)

higher doors up to 2480 mm in 10 mm steps (dimension Hc on page 48)

shortening of the door to 1800 mm height in 10 mm steps
(dimension Hc on page 48)

a detailed list of accessories for a surcharge is available on page 51



LUTTER 1, anthracite plain, STAMP ROLLER embossing 10 mm from the edge of the leaf



LUTTER 1



LUTTER 2



LUTTER 3



LUTTER 4

¹⁾ for an additional charge

KELLA

TYPES OF CONSTRUCTION

THERMO HOT ALUMINIUM DOOR FRAME	88
THERMO HOT ALUMINIUM DOOR FRAME	78
THERMO STEEL DOOR FRAME	78
THERMO STEEL DOOR FRAME	64

FINISHING OPTIONS



AVAILABLE DOOR WIDTHS

◀ 80N ▶ ◀ 80 ▶ ◀ 90N ▶ ◀ 90 ▶ ◀ 100¹⁾ ▶ ◀ TO THE SIZE ▶

Doors of any width and height are also available. Details on page 48.

ADDITIONAL CHARGES

aluminium door frame (only THERMO 78 and THERMO 64)

100 cm wide door leaf

non-standard width in the range 770-1210 mm in 10 mm steps
(dimension Sc on page 48)

higher doors up to 2480 mm in 10 mm steps (dimension Hc on page 48)

shortening of the door to 1800 mm height in 10 mm steps
(dimension Hc on page 48)

a detailed list of accessories for a surcharge is available on page 51



KELLA 1, swampy oak, STAMP
embossing 5 mm from the edge of the leaf



KELLA 1



KELLA 2

¹⁾ for an additional charge

SOLID

TYPES OF CONSTRUCTION

THERMO HOT ALUMINIUM DOOR FRAME	88
THERMO HOT ALUMINIUM DOOR FRAME	78
THERMO STEEL DOOR FRAME	78
THERMO STEEL DOOR FRAME	64

FINISHING OPTIONS



AVAILABLE DOOR WIDTHS



Doors of any width and height are also available. Details on page 48.

ADDITIONAL CHARGES

aluminium door frame (only THERMO 78 and THERMO 64)

100 cm wide door leaf

non-standard width in the range 770-1210 mm in 10 mm steps
(dimension Sc on page 48)

higher doors up to 2480 mm in 10 mm steps (dimension Hc on page 48)

shortening of the door to 1800 mm height in 10 mm steps
(dimension Hc on page 48)

a detailed list of accessories for a surcharge is available on page 51




SOLID, walnut



SOLID



SOLID



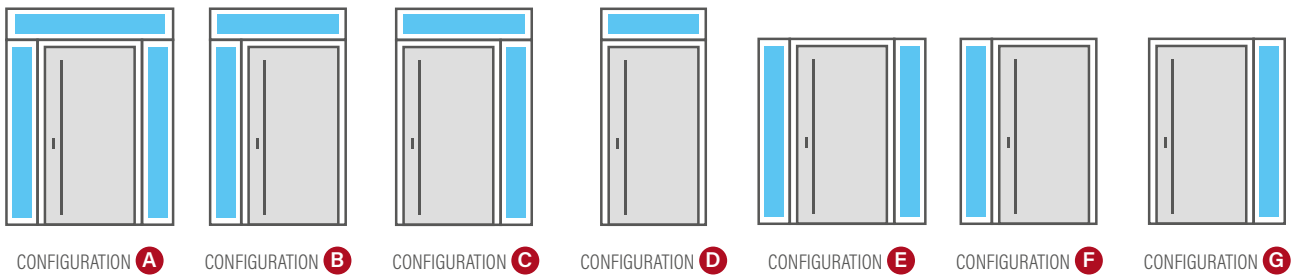
SOLID

¹⁾ for an additional charge

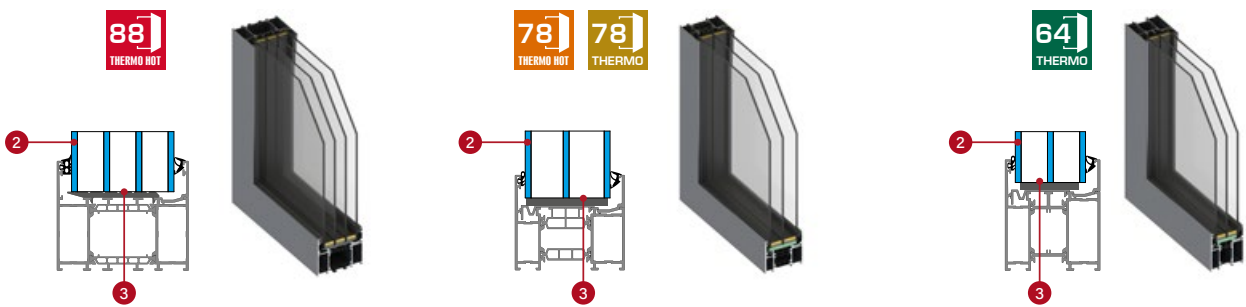
FANLIGHTS

- fanlights are only available for doors made with aluminium frames
- side and top fanlights require the glass to be removed during installation
- we also manufacture side and top fanlights to individual specifications

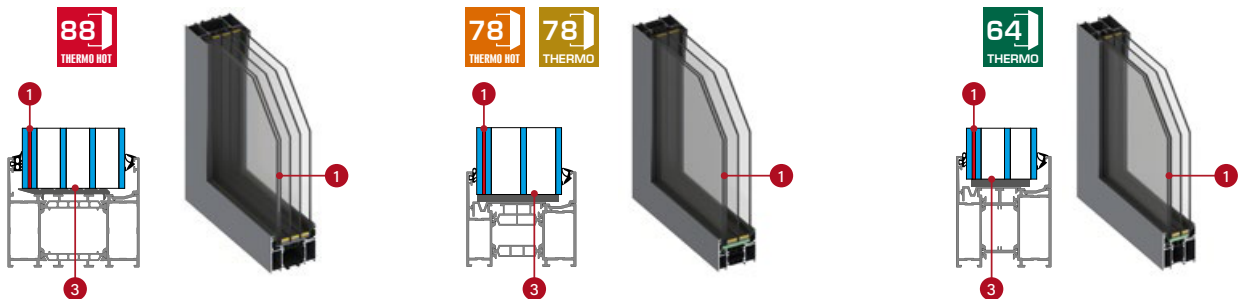
AVAILABLE CONFIGURATIONS



GLAZING PACKAGES - PLAIN GLASS

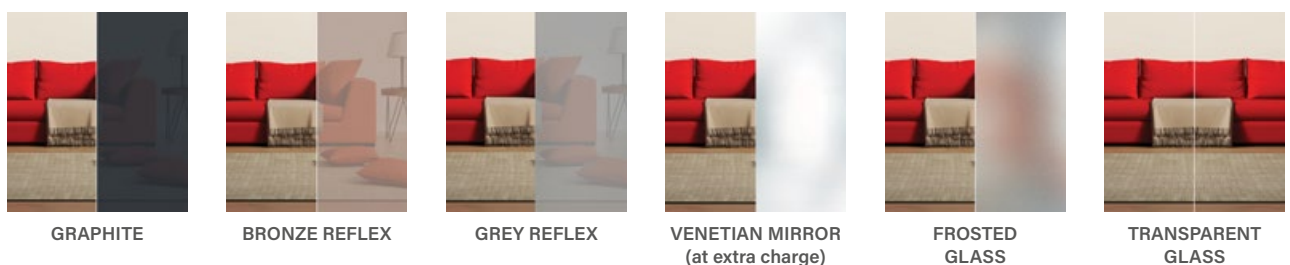


GLAZING PACKAGES - BURGLARPROOF GLASS P4 (at extra charge)



- 1 P4 anti-burglary bonded glass
- 2 tempered glass ESG
- 3 warm glazing frames, black

GLAZING PACKAGES - TYPES OF GLAZING





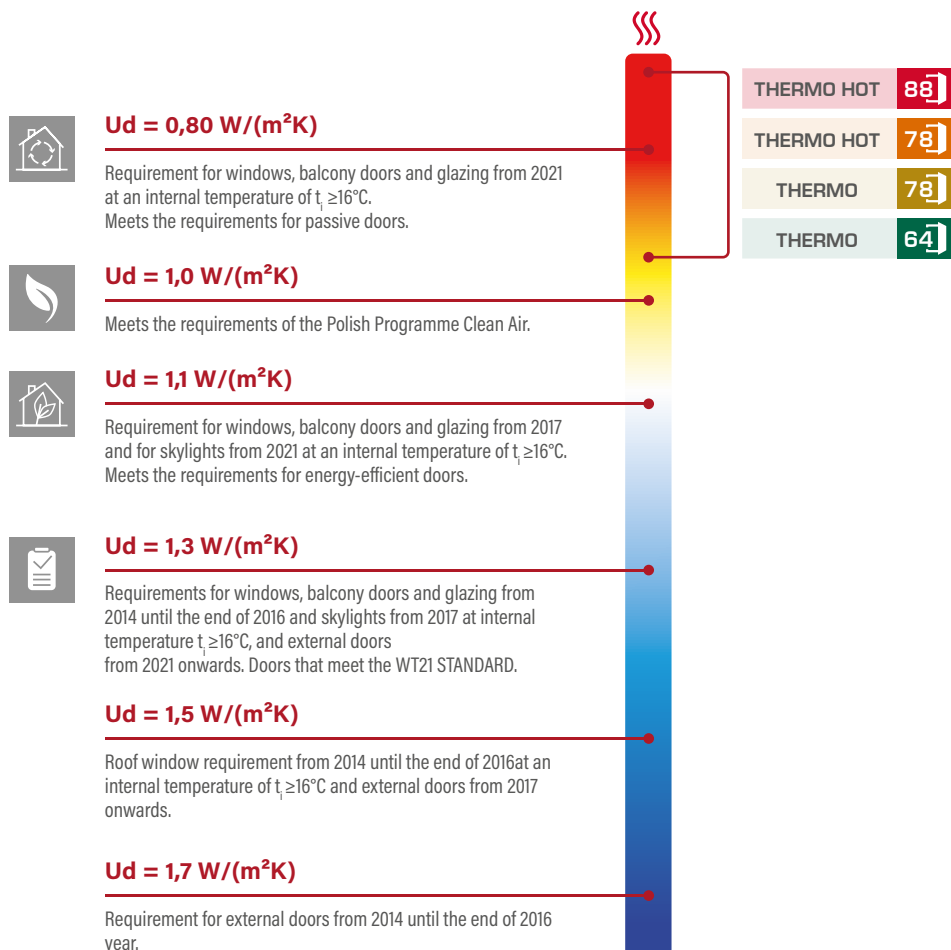
LINDEN steel external door with original PLAIN glazing flush with the door leaf surface, in unique laminate RAW OAK with matt surface.



TECHNICAL INFORMATION

THERMAL TRANSMITTANCE

The lower the transmittance, the lower the energy loss.



		Type of door frame	THERMAL INSULATION U_d [W/(m²K)]			
			FULL DOORS		DOORS WITH GLAZING ¹⁾	
			doors opening outwards	doors opening inwards	doors opening outwards	doors opening inwards
THERMO HOT	88	ALUMINIUM	0,62	0,60	0,69	0,67
THERMO HOT	78	ALUMINIUM	0,67	0,63	0,74	0,71
THERMO	78	STEEL	0,97	0,80	1,00	0,88
THERMO	78	ALUMINIUM	0,68	0,64	0,75	0,72
THERMO	64	STEEL	1,00	0,88	1,2	0,99
THERMO	64	ALUMINIUM	0,83	0,77	0,94	0,88

* test glazing sample 1500 x 150 mm

TECHNICAL INFORMATION

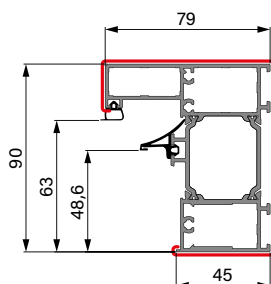
DOOR FRAMES



THERMO HOT 88



ALUMINIUM DOOR FRAME



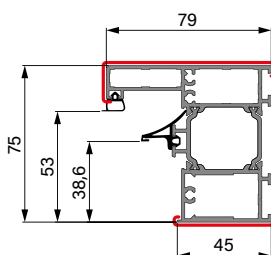
Laminate in selected door colour



THERMO HOT 78



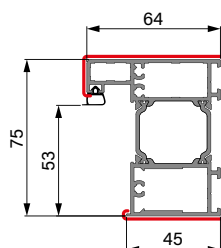
ALUMINIUM DOOR FRAME



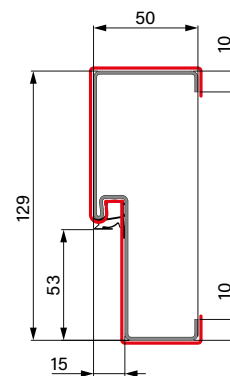
THERMO 78



ALUMINIUM DOOR FRAME



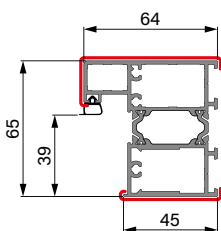
STEEL DOOR FRAME



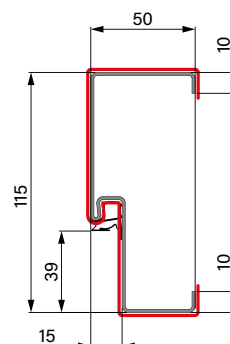
THERMO 64



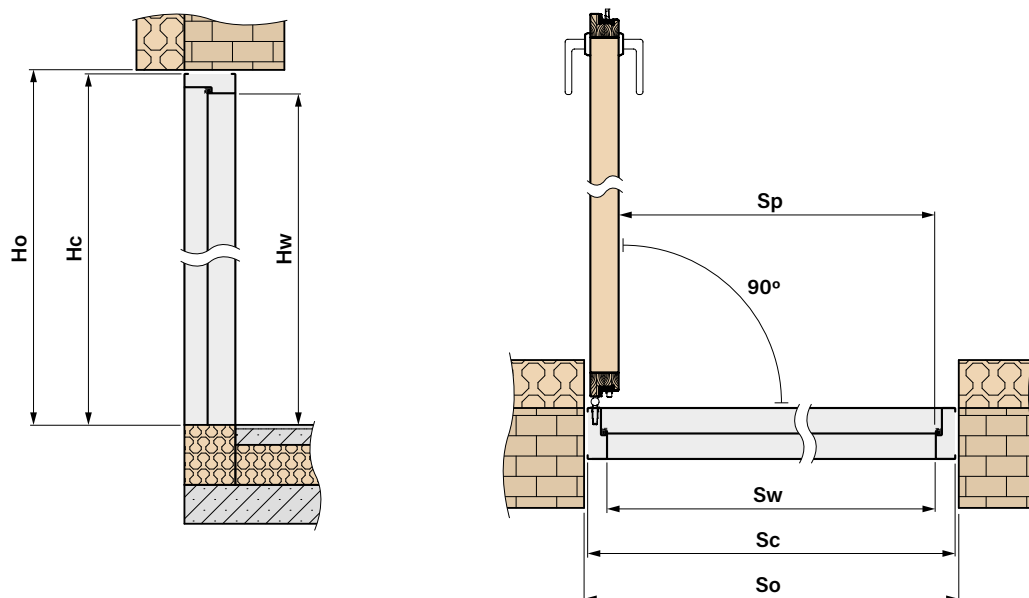
ALUMINIUM DOOR FRAME



STEEL DOOR FRAME



TECHNICAL INFORMATION



INDIVIDUAL DOOR DIMENSIONS INCLUDING DOOR FRAME



AVAILABLE WIDTHS Sc [mm]

in the range from **770 mm** to **1210 mm** in 10 mm steps



AVAILABLE HEIGHTS Hc [mm]

in the range from **1800 mm** to **2480 mm** in 10 mm steps

BASIC DOOR DIMENSIONS



THERMO HOT 88

ALUMINIUM DOOR FRAME

Width	Width of opening in a wall	Height of opening in a wall	Overall frame width	Overall frame height	Passage width	Passage height	Width of opening in a frame
	So	Ho	Sc	Hc	Sp	Hw	Sw
80N	957	2111	937	2101	756	2002	779
80	1007	2111	987	2101	806	2002	829
90N	1057	2111	1037	2101	856	2002	879
90	1107	2111	1087	2101	906	2002	929
100	1207	2111	1187	2101	1006	2002	1029



THERMO HOT 78

ALUMINIUM DOOR FRAME

Width	Width of opening in a wall	Height of opening in a wall	Overall frame width	Overall frame height	Passage width	Passage height	Width of opening in a frame
	So	Ho	Sc	Hc	Sp	Hw	Sw
80N	947	2111	927	2101	756	2002	769
80	997	2111	977	2101	806	2002	819
90N	1047	2111	1027	2101	856	2002	869
90	1097	2111	1077	2101	906	2002	919
100	1197	2111	1177	2101	1006	2002	1019

ALUMINIUM DOOR FRAME							
Width	Width of opening in a wall	Height of opening in a wall	Overall frame width	Overall frame height	Passage width	Passage height	Width of opening in a frame
	So	Ho	Sc	Hc	Sp	Hw	Sw
80N	932	2096	912	2086	756	2002	784
80	982	2096	962	2086	806	2002	834
90N	1032	2096	1012	2086	856	2002	884
90	1082	2096	1062	2086	906	2002	934
100	1182	2096	1162	2086	1006	2002	1034

STEEL DOOR FRAME							
Width	Width of opening in a wall	Height of opening in a wall	Overall frame width	Overall frame height	Passage width	Passage height	Width of opening in a frame
	So	Ho	Sc	Hc	Sp	Hw	Sw
80N	906	2085	890	2075	759	2005	789
80	956	2085	940	2075	809	2005	839
90N	1006	2085	990	2075	859	2005	889
90	1056	2085	1040	2075	909	2005	939
100	1156	2085	1140	2075	1009	2005	1039

CORNER STEEL DOOR FRAME							
Width	Width of opening in a wall	Height of opening in a wall	Overall frame width	Overall frame height	Passage width	Passage height	Width of opening in a frame
	So	Ho	Sc	Hc	Sp	Hw	Sw
80N	844	2055	890	2075	859	2005	789
80	894	2055	940	2075	809	2005	839
90N	944	2055	990	2075	859	2005	889
90	994	2055	1040	2075	909	2005	939
100	1094	2055	1140	2075	1009	2005	1039

ALUMINIUM DOOR FRAME							
Width	Width of opening in a wall	Height of opening in a wall	Overall frame width	Overall frame height	Passage width	Passage height	Width of opening in a frame
	So	Ho	Sc	Hc	Sp	Hw	Sw
80N	918	2096	898	2086	756	2002	770
80	968	2096	948	2086	806	2002	820
90N	1018	2096	998	2086	856	2002	870
90	1068	2096	1048	2086	906	2002	920
100	1168	2096	1148	2086	1006	2002	1020

STEEL DOOR FRAME							
Width	Width of opening in a wall	Height of opening in a wall	Overall frame width	Overall frame height	Passage width	Passage height	Width of opening in a frame
	So	Ho	Sc	Hc	Sp	Hw	Sw
80N	891	2085	875	2075	759	2005	775
80	941	2085	925	2075	809	2005	825
90N	991	2085	975	2075	859	2005	875
90	1041	2085	1025	2075	909	2005	925
100	1141	2085	1125	2075	1009	2005	1025

CORNER STEEL DOOR FRAME							
Width	Width of opening in a wall	Height of opening in a wall	Overall frame width	Overall frame height	Passage width	Passage height	Width of opening in a frame
	So	Ho	Sc	Hc	Sp	Hw	Sw
80N	835	2055	875	2075	756	2005	775
80	885	2055	925	2075	806	2005	825
90N	935	2055	975	2075	856	2005	875
90	985	2055	1025	2075	906	2005	925
100	1085	2055	1125	2075	1006	2005	1025

METHODS OF OPENING



HANDLE - HANDLE

HANDLE - HANDLE
ADDITIONAL LOCK
WITH KNOB

HANDLE -
PULL HANDLE

HANDLE - PULL HANDLE
ADDITIONAL LOCK
WITH KNOB

PULL HANDLE -
PULL HANDLE

PULL HANDLE - PULL HANDLE
ADDITIONAL LOCK
WITH KNOB

COMPONENTS FOR THE DIFFERENT OPENING METHODS

basic fittings for a given opening method

Kit A	Kit B	Kit C	Kit D	Kit E	Kit F
- lock core key-knob	- set of lock cores in 1-key system, including one with a knob - additional lock	- lock core key-knob	- set of lock cores in 1-key system, including one with a knob - additional lock	- lock core key-knob	- set of lock cores in 1-key system, including one with a knob - additional lock

+ selected handle, pull handle and accessories

A	B	C	D	E	F
- handle	- handle - upper escutcheon	- set of handle+slim escutcheon - pull handle - pull handle key button - power supply	- set of handle+slim escutcheon - upper escutcheon - pull handle - pull handle key button - power supply	- slim escutcheon - 2 x pull handle - 2 x pull handle key button - power supply	- slim escutcheon - upper slim face plate - 2 x pull handle - 2 x pull handle key button - power supply

DOOR OPENING DIRECTION

RIGHT HAND DOOR



Right hand door opening
outside



Right hand door opening
inwards

LEFT HAND DOOR










Left hand door opening
inwards
















Left hand door opening
outside

ACCESSORIES

HARDWARE	
Kit A	Set of basic equipment for opening mode A - key-knob lock core (the chosen handle must be added to the price)
Kit B	Set of basic equipment for opening mode B - set of lock cores in 1-key system, including one with a knob, additional upper lock (the selected handle and escutcheon must be added to the price)
Kit C	Set of basic equipment for opening mode C - key-knob lock core (the selected set: handle + slim escutcheon, pull handle, pull handle key button and power supply must be added to the price)
Kit D	Set of basic equipment for opening mode D - set of lock cores in 1-key system, including one with a knob, additional upper lock (the selected set: handle + slim escutcheon, upper slim escutcheon, pull handle, pull handle key button and power supply must be added to the price)
Kit E	Set of basic equipment for opening mode E - key-knob lock core (the selected set: 2 pull handles, 2 pull handle key buttons, slim escutcheon and power supply must be added to the price)
Kit F	Set of basic equipment for opening mode F - set of lock cores in 1-key system, including one with a knob, additional upper lock (the selected set: 2 pull handles, 2 pull handle key buttons, slim escutcheon, upper slim escutcheon and power supply must be added to the price)
	Core lock key-key; class B (complies with RC2) silver, black, old gold F4
	Core lock key-knob; class B (complies with RC2) silver, black, old gold F4
	Set of core locks key-key, key-knob in 1-key system; class B (complies with RC2) silver, black, old gold F4
	Core lock key-key; class C (complies with RC2) silver, black, old gold F4
	Core lock key-knob; class C (complies with RC2) silver, black, old gold F4
	Set of core locks key - key, key - knob in 1-key system; class C (complies with RC2) silver, black, old gold F4]
	Additional upper lock, silver faceplate





ACCESSORIES

HARDWARE











	PASA handle; inox, black, old gold F4 (complies with RC2 requirements)
	PASA escutcheon for upper lock; inox, black, old gold F4 (complies with RC2 requirements)
	PASA handle with anti-drill protection, class C; inox, black, old gold F4
	PASA escutcheon with anti-drill protection for upper lock, class C; inox, black, old gold F4
	Set PASA handle + slim escutcheon (door with pull handle); inox, black, old gold F4; (complies with RC2 requirements)
	Set of PASA escutcheons (upper lock and pull handle); inox, black, old gold F4; (complies with RC2 requirements)
	Set of PASA slim handle + slim escutcheon (for pull handle); inox, black, old gold F4; (complies with RC2 requirements)
	PASA slim escutcheon (doors with pull handle); inox, black, old gold F4; (complies with RC2 requirements)
	PASA slim escutcheon for upper lock (doors with pull handle); inox, black, old gold F4; (complies with RC2 requirements)
	HAGA handle; inox, black, old gold F4; (complies with RC2 requirements)
	HAGA escutcheon for upper lock; inox, black, old gold F4; (complies with RC2 requirements)
	ROYAL handle; inox, black, old gold F4; (complies with RC2 requirements)
	ROYAL escutcheon for upper lock; inox, black, old gold F4; (complies with RC2 requirements)

ACCESSORIES

HARDWARE














	ROYAL FLEX handle with anti-drill protection, class C; inox, black, old gold F4 A, B
	ROYAL FLEX escutcheon for upper lock with anti-drill protection, class C; inox, black, old gold F4 B
	Set of SOLO GAJA handle + slim escutcheon (doors with pull handle); inox, black, old gold F4; (complies with RC2 requirements) C, D
	Set of SOLO GAJA upper escutcheons (upper lock and pull handle); inox, black, old gold F4; (complies with RC2 requirements) D

PULL HANDLES

	K35 pull handle inox stainless steel, black (option of push-button opening) C, D, E, F
	KK35 pull handle inox stainless steel, black (option of push-button opening) C, D, E, F
	KP pull handle inox stainless steel, black (option of push-button opening) C, D, E, F
	KPL2 pull handle inox stainless steel, black (option of push-button opening) C, D, E, F
	O35 pull handle inox stainless steel, black (option of push-button opening) C, D, E, F
	OP pull handle inox stainless steel, black (option of push-button opening) C, D, E, F
	P6K pull handle inox stainless steel, black (option of push-button opening) C, D, E, F
	P60 pull handle inox stainless steel, black (option of push-button opening) C, D, E, F
	Pull handle key button + ISEO contactor + electrical installation + electric door opener C, D, E, F
	2 x pull handle key button + ISEO contactor + electrical installation + electric door opener E, F

ACCESSORIES

ACCESSORIES AT EXTRA CHARGE

	Aluminium frame for the doors THERMO 78 and THERMO 64 (in the door THERMO HOT 88 and THERMO HOT 78 is in standard)
	Drop-down gasket
	Threshold extension with under the door made of KLINARYT*, height 70 to 250 mm, length 120 cm Underneath the KLINARYT* there should be a glue „BOSTIK“ for mounting recommended by the manufacturer of the KLINARYT*
	Threshold extension with under the side fanlight made of KLINARYT*, height 70 to 250 mm, length 120 cm Underneath the KLINARYT* there should be a glue „BOSTIK“ for mounting recommended by the manufacturer of the KLINARYT*
	Threshold extension under the side fanlight made of KLINARYT*, height 70 to 250 mm, length 60 cm Underneath the KLINARYT* there should be a glue „BOSTIK“ for mounting recommended by the manufacturer of the KLINARYT*
	Spread tape 58 mm, roll 6 m, spread from 7 to 15 mm
	Hot-mounting strip 100 mm, length 30 m
	Automatic multipoint latch including striker plate strip (aluminium door frame only) A
	Electric door strike with roller / day-night function
	Power supply for door opener C, D, E, F
	Silver or black arm door closer
	Silver or black cam-action door closer
	Concealed door closer (only for THERMO HOT 88 and THERMO HOT 78 doors)

* KLINARYT is manufactured from specially hardened expanded polystyrene. This is a completely new material which is much harder than the commonly used extruded polystyrene. The sub-threshold block made from it is an excellent material for supporting windows and sliding doors, but its unique characteristics have meant that it is also sometimes installed under normal doors as threshold reinforcement. Installation of the block is very simple and quick, which is why its use is becoming increasingly widespread.



HORN steel external door with original PLAIN glazing flush with the door leaf surface, in unique laminate RAW OAK with matt surface.

Guarantee card and assembly instructions are enclosed with the product.

This catalogue serves as illustrative information material and contains current prices and product availability.

The manufacturer reserves the right to change prices and availability without prior notice.

Colour samples may differ in reality from those presented in this catalogue. Please consult the original colour samples available from our distributors. The photos in this catalogue are for reference only and may differ in size for different door widths. We reserve the right to print errors. The catalogue does not constitute an offer as defined by law and is published for informational purposes only.

Edition I/2022 is valid from 01.12.2021

The choice of doors shall be made on the basis of the technical design of the building, taking into account the applicable standards and regulations as well as the intensity and conditions of use. ERKADO offers several options, but leaves the choice to the Purchaser, as only the Purchaser or a person acting on his/her behalf knows the purpose and conditions of use of the ordered product. Approvals and certificates to download from the website www.erkado.pl.



MURTER




External steel door
with original LABEL panel
glued on the surface of the leaf,
in an industrial laminate ANTRACITE PLAIN
with a matt surface.

ERKADO Sp. z o.o.

Gościeradów-Folwark
Osiedle POM 8
23-275 Gościeradów
POLAND
NIP 715-194-27-90

e-mail: biuro@erkado.pl
www.erkado.pl



Download catalogue
STEEL DOORS (pdf)



www.erkado.pl